




C1.1 Industrial Power Unit

Tier 4 Final

14.4-18.4 kW/19.3-24.7 bhp @ 2200-2800 rpm



Engine Pictured with
Optional Equipment

CAT® ENGINE SPECIFICATIONS

I-3, 4-Stroke-Cycle Diesel

Bore	77 mm (3.03 in)
Stroke	81 mm (3.19 in)
Displacement	1.131 L (69.0 in ³)
Aspiration	Naturally Aspirated
Compression Ratio	23:1
Combustion System	Indirect Injection
Rotation (from flywheel end)	Counterclockwise
Capacity for Liquids	
Cooling System	5.21 L (5.5 U.S. qts)
Lube Oil System (refill)	4.9 L (5.2 U.S. qts)
Engine Weight, Net Dry (approximate)	
with radiator package	129 kg (284 lb)

FEATURES

Emissions

Designed to meet U.S. EPA Tier 4 Final emission standards.

Reliable, Quiet, and Durable Power

World-class manufacturing capability and processes coupled with proven core engine designs assure reliability, quiet operation, and many hours of productive life. The introduction of a simple electronic governor system gives customers the flexibility of electronic machine integration if needed.

High Performance

This radiator-cooled package delivers impressive performance up to a 2800 rpm rating.

Fuel Efficiency

Fuel consumption optimized to match operating cycles of a wide range of equipment and applications.

Broad Application Range

Industry leading range of factory configurable ratings and options for agricultural, materials-handling, construction, mining, aircraft ground support, and other industrial applications.

Package Size

Ultra-compact package size ensures ease of installation as well as exceptional power density. Radiators have been designed and air filters positioned for easy installation. No change to the core engine or hook-up points and a high level of component commonality from Tier 4 Interim to Tier 4 Final. This results in minimum equipment change and development costs to upgrade to Tier 4 Final, as well as common equipment configurations for export markets.

Low-Cost Maintenance

Single-side servicing improves ease of maintenance and simplifies the servicing routine. Service intervals at 500 hours are standard.

Testing

Every Cat® engine is quality tested to ensure proper engine performance.

World-class Product Support Offered Through Global Cat Dealer Network

- Scheduled maintenance
- Customer Support Agreements (CSA)
- Cat Extended Service Coverage (ESC)
- Superior dealer service network
- Extended dealer service network through the Cat Industrial Service Distributor (ISD) program

STANDARD EQUIPMENT

Options must be selected for the following features. See your Cat dealer for a detailed description of options for each feature.

Air Inlet

Inlet manifold

Control System

Alternator 12 volt 40 amp, starter motor 12 volt, glow plug starting aid

Cooling System

Belt-driven coolant pump, coolant temperature switch, mounted radiator and fan

Flywheels and Flywheel Housing

Standard backplate flywheel housing and flatface flywheel

Fuel System

Fuel injection pump, fuel filter

Lube System

Spin-on lube oil filter, lube oil pressure switch, lube oil sump

Power Take Off

Provision for timing case rear facing PTO

General

Cast iron engine block, cast iron exhaust manifold — side outlet, mounted air cleaner, cold start capability to -20°C (-4°F)

Web Site: For additional information on all your power requirements, visit www.cat-industrial.com.



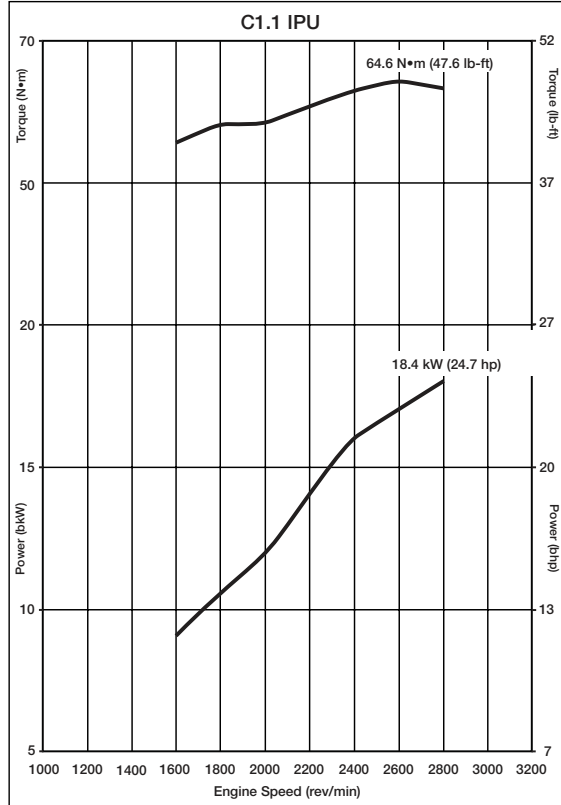
C1.1 Industrial Power Unit

Tier 4 Final

14.4-18.4 bkW/19.3-24.7 bhp @ 2200-2800 rpm

PERFORMANCE DATA

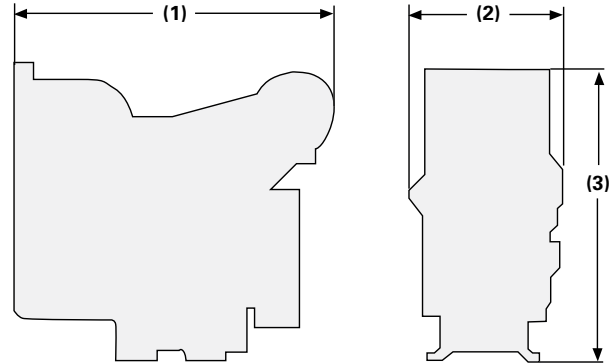
Naturally Aspirated — 2800 rpm



Lower speed ratings cannot be read from this curve.

Speed rpm	Power bkW	Torque N·m	Power bhp	Torque lb-ft
2800	18.4	64.6	24.7	47.6

DIMENSIONS



(1) Length	778 mm (30.6 in)
(2) Width	438 mm (17.2 in)
(3) Height	730 mm (28.7 in)

Note: Dimensions depend on final specifications.

RATING DEFINITIONS AND CONDITIONS

IND-C (Intermittent) is the horsepower and speed capability of the engine where maximum power and/or speed are cyclic (time at full load not to exceed 50%).

Additional ratings are available for specific customer requirements. Consult your Cat dealer.

Rating Conditions for Diesel Engines — up to 6.6 liter are based on ISO/TR14396, inlet air standard conditions with a total barometric pressure of 100 kPa (29.5 in Hg), with a vapor pressure of 1 kPa (.295 in Hg), and 25°C (77°F). Performance is measured using fuel to specification EPA 2D 89.330-96 with a density of 0.845-0.850 kg/L @ 15°C (59°F) and fuel inlet temperature 40°C (104°F).

Materials and specifications are subject to change without notice. The International System of Units (SI) is used in this publication. CAT, CATERPILLAR, their respective logos, "Caterpillar Yellow" and the "Power Edge" trade dress, as well as corporate and product identity used herein, are trademarks of Caterpillar and may not be used without permission.